



# ELITE GARDEN ROOMS PRICE LIST





| Dalbury /Combination/Canopy (Includes EPDM Rubber Roof & MDF Internals) |                 |           |         |         |                                  |                            |                 |                                    |         |            |           |       |
|---|-----------------|-----------|---------|---------|----------------------------------|----------------------------|-----------------|------------------------------------|---------|------------|-----------|-------|
| 6ft Gable   | Factory Painted | Composite | Cedar   | Fluted  | Concealed Nailing (Painted Only) | Plastered Interior (White) | Insulated Floor | Guttering & Downpipe (Black/White) | Bearers | Plinth Kit |           |       |
|   |                 |           |         |         |                                  |                            |                 |                                    |         | Painted    | Composite | Cedar |
| 8' x 6' (2.43m x 1.82m)   | £4,315          | £6,005    | £7,115  | £7,470  | £690                             | £540                       | £225            | £115                               | £105    | £140       | £210      | £280  |
| 10' x 6' (3.04m x 1.82m)  | £5,205          | £7,230    | £8,580  | £9,010  | £815                             | £650                       | £270            | £130                               | £125    | £155       | £240      | £315  |
| 12' x 6' (3.65m x 1.82m)  | £6,090          | £8,475    | £10,045 | £10,545 | £945                             | £760                       | £315            | £145                               | £165    | £175       | £270      | £350  |
| 14' x 6' (4.26m x 1.82m)  | £6,975          | £9,710    | £11,505 | £12,080 | £1,075                           | £870                       | £350            | £160                               | £165    | £195       | £295      | £385  |
| 16' x 6' (4.87m x 1.82m)  | £7,860          | £10,950   | £12,970 | £13,620 | £1,200                           | £985                       | £390            | £180                               | £230    | £210       | £325      | £420  |
| 18' x 6' (5.48m x 1.82m)  | £8,750          | £12,180   | £14,435 | £15,155 | £1,330                           | £1,095                     | £430            | £195                               | £230    | £225       | £355      | £455  |
| 20' x 6' (6.09m x 1.82m)  | £9,635          | £13,420   | £15,895 | £16,690 | £1,460                           | £1,205                     | £475            | £210                               | £230    | £245       | £385      | £490  |
| 22' x 6' (6.70m x 1.82m)  | £10,520         | £14,655   | £17,360 | £18,230 | £1,590                           | £1,315                     | £515            | £230                               | £270    | £265       | £415      | £525  |
| 24' x 6' (7.31m x 1.82m)  | £11,410         | £15,890   | £18,825 | £19,765 | £1,715                           | £1,425                     | £555            | £250                               | £365    | £285       | £445      | £560  |
| Additional 2ft  | £885            | £1,235    | £1,465  | £1,540  | £130                             | £110                       | £45             | £17                                | £30     | £17        | £30       | £40   |
| 8ft Gable   | Factory Painted | Composite | Cedar   | Fluted  | Concealed Nailing (Painted Only) | Plastered Interior (White) | Insulated Floor | Guttering & Downpipe (Black/White) | Bearers | Plinth Kit |           |       |
|   |                 |           |         |         |                                  |                            |                 |                                    |         | Painted    | Composite | Cedar |
| 8' x 8' (2.43m x 2.43m)   | £4,795          | £6,680    | £7,915  | £8,310  | £805                             | £600                       | £265            | £115                               | £140    | £165       | £260      | £340  |
| 10' x 8' (3.04m x 2.43m)  | £5,760          | £8,025    | £9,505  | £9,980  | £935                             | £720                       | £300            | £130                               | £140    | £190       | £285      | £375  |
| 12' x 8' (3.65m x 2.43m)  | £6,730          | £9,375    | £11,095 | £11,650 | £1,065                           | £840                       | £345            | £145                               | £200    | £205       | £315      | £410  |
| 14' x 8' (4.26m x 2.43m)  | £7,700          | £10,720   | £12,690 | £13,325 | £1,190                           | £960                       | £385            | £160                               | £200    | £220       | £345      | £445  |
| 16' x 8' (4.87m x 2.43m)  | £8,665          | £12,070   | £14,285 | £15,000 | £1,320                           | £1,085                     | £425            | £180                               | £245    | £235       | £375      | £480  |
| 18' x 8' (5.48m x 2.43m)  | £9,635          | £13,415   | £15,875 | £16,670 | £1,445                           | £1,205                     | £470            | £195                               | £245    | £260       | £405      | £515  |
| 20' x 8' (6.09m x 2.43m)  | £10,605         | £14,765   | £17,470 | £18,345 | £1,570                           | £1,325                     | £510            | £210                               | £245    | £275       | £430      | £550  |
| 22' x 8' (6.70m x 2.43m)  | £11,570         | £16,110   | £19,060 | £20,015 | £1,700                           | £1,445                     | £550            | £230                               | £285    | £295       | £460      | £585  |
| 24' x 8' (7.31m x 2.43m)  | £12,540         | £17,455   | £20,650 | £21,685 | £1,830                           | £1,570                     | £590            | £250                               | £385    | £310       | £490      | £615  |
| Additional 2ft  | £965            | £1,350    | £1,595  | £1,780  | £130                             | £120                       | £45             | £17                                | £30     | £17        | £30       | £40   |
| 10ft Gable  | Factory Painted | Composite | Cedar   | Fluted  | Concealed Nailing (Painted Only) | Plastered Interior (White) | Insulated Floor | Guttering & Downpipe (Black/White) | Bearers | Plinth Kit |           |       |
|   |                 |           |         |         |                                  |                            |                 |                                    |         | Painted    | Composite | Cedar |
| 8' x 10' (2.43m x 3.04m)  | £5,755          | £8,015    | £9,500  | £9,975  | £925                             | £720                       | £290            | £115                               | £155    | £205       | £310      | £410  |
| 10' x 10' (3.04m x 3.04m)   | £6,805          | £9,465    | £11,210 | £11,770 | £1,050                           | £850                       | £335            | £130                               | £155    | £220       | £340      | £445  |
| 12' x 10' (3.65m x 3.04m)   | £7,855          | £10,920   | £12,915 | £13,560 | £1,175                           | £980                       | £375            | £145                               | £205    | £240       | £365      | £480  |
| 14' x 10' (4.26m x 3.04m)   | £8,905          | £12,370   | £14,630 | £15,360 | £1,305                           | £1,115                     | £415            | £160                               | £205    | £260       | £395      | £515  |
| 16' x 10' (4.87m x 3.04m)   | £9,960          | £13,825   | £16,335 | £17,150 | £1,435                           | £1,245                     | £455            | £180                               | £260    | £275       | £425      | £550  |
| 18' x 10' (5.48m x 3.04m)   | £11,005         | £15,275   | £18,045 | £18,945 | £1,560                           | £1,375                     | £495            | £195                               | £260    | £295       | £455      | £585  |
| 20' x 10' (6.09m x 3.04m)   | £12,055         | £16,725   | £19,755 | £20,745 | £1,690                           | £1,505                     | £540            | £210                               | £260    | £310       | £485      | £615  |
| 22' x 10' (6.70m x 3.04m)   | £13,105         | £18,175   | £21,460 | £22,530 | £1,820                           | £1,640                     | £580            | £230                               | £295    | £325       | £515      | £655  |
| 24' x 10' (7.31m x 3.04m)   | £14,155         | £19,630   | £23,170 | £25,025 | £1,950                           | £1,770                     | £615            | £250                               | £395    | £345       | £540      | £690  |
| Additional 2ft  | £1,050          | £1,455    | £1,705  | £1,790  | £130                             | £130                       | £45             | £17                                | £30     | £17        | £30       | £40   |

| Dalbury /Combination/Canopy (Includes EPDM Rubber Roof & MDF Internals) |                 |           |         |         |                                  |                            |                 |                                    |         |            |           |       |
|---|-----------------|-----------|---------|---------|----------------------------------|----------------------------|-----------------|------------------------------------|---------|------------|-----------|-------|
| 12ft Gable  | Factory Painted | Composite | Cedar   | Fluted  | Concealed Nailing (Painted Only) | Plastered Interior (White) | Insulated Floor | Guttering & Downpipe (Black/White) | Bearers | Plinth Kit |           |       |
|   |                 |           |         |         |                                  |                            |                 |                                    |         | Painted    | Composite | Cedar |
| 8' x 12' (2.43m x 3.65m)  | £8,310          | £11,565   | £13,710 | £14,395 | £1,165                           | £1,040                     | £320            | £115                               | £175    | £225       | £345      | £455  |
| 10' x 12' (3.04m x 3.65m)   | £9,600          | £13,360   | £15,810 | £15,940 | £1,295                           | £1,200                     | £360            | £130                               | £175    | £245       | £375      | £490  |
| 12' x 12' (3.65m x 3.65m)   | £10,885         | £15,160   | £17,910 | £18,050 | £1,425                           | £1,360                     | £405            | £145                               | £220    | £265       | £405      | £525  |
| 14' x 12' (4.26m x 3.65m)   | £12,175         | £16,955   | £20,005 | £21,005 | £1,550                           | £1,520                     | £445            | £160                               | £220    | £280       | £430      | £560  |
| 16' x 12' (4.87m x 3.65m)   | £13,470         | £18,750   | £22,110 | £23,215 | £1,680                           | £1,685                     | £485            | £180                               | £270    | £295       | £460      | £595  |
| 18' x 12' (5.48m x 3.65m)   | £14,755         | £20,545   | £24,210 | £25,420 | £1,810                           | £1,845                     | £525            | £195                               | £270    | £315       | £490      | £630  |
| 20' x 12' (6.09m x 3.65m)   | £16,045         | £22,340   | £26,310 | £27,625 | £1,940                           | £2,005                     | £565            | £210                               | £270    | £335       | £520      | £665  |
| 22' x 12' (6.70m x 3.65m)   | £17,335         | £24,140   | £28,410 | £29,830 | £2,065                           | £2,165                     | £605            | £230                               | £310    | £360       | £550      | £700  |
| 24' x 12' (7.31m x 3.65m)   | £18,620         | £25,935   | £30,505 | £32,030 | £2,190                           | £2,325                     | £650            | £250                               | £410    | £380       | £580      | £735  |
| Additional 2ft  | £1,290          | £1,800    | £2,100  | £2,205  | £130                             | £160                       | £45             | £17                                | £30     | £17        | £30       | £40   |
| 14ft Gable  | Factory Painted | Composite | Cedar   | Fluted  | Concealed Nailing (Painted Only) | Plastered Interior (White) | Insulated Floor | Guttering & Downpipe (Black/White) | Bearers | Plinth Kit |           |       |
|   |                 |           |         |         |                                  |                            |                 |                                    |         | Painted    | Composite | Cedar |
| 8' x 14' (2.43m x 4.26m)  | £10,230         | £14,230   | £16,880 | £17,725 | £1,400                           | £1,280                     | £355            | £115                               | £190    | £260       | £385      | £515  |
| 10' x 14' (3.04m x 4.26m)   | £11,910         | £16,410   | £19,680 | £20,855 | £1,530                           | £1,490                     | £395            | £130                               | £190    | £275       | £415      | £550  |
| 12' x 14' (3.65m x 4.26m)   | £13,605         | £18,590   | £22,475 | £23,600 | £1,660                           | £1,700                     | £435            | £145                               | £245    | £290       | £445      | £585  |
| 14' x 14' (4.26m x 4.26m)   | £15,285         | £20,775   | £25,270 | £26,535 | £1,780                           | £1,910                     | £480            | £160                               | £245    | £310       | £475      | £615  |
| 16' x 14' (4.87m x 4.26m)   | £16,970         | £22,955   | £28,075 | £29,480 | £1,910                           | £2,120                     | £520            | £180                               | £285    | £325       | £500      | £655  |
| 18' x 14' (5.48m x 4.26m)   | £18,655         | £25,135   | £30,875 | £32,420 | £2,040                           | £2,330                     | £560            | £195                               | £285    | £345       | £530      | £690  |
| 20' x 14' (6.09m x 4.26m)   | £20,340         | £27,320   | £33,675 | £35,360 | £2,170                           | £2,545                     | £600            | £210                               | £285    | £360       | £560      | £725  |
| 22' x 14' (6.70m x 4.26m)   | £21,415         | £29,500   | £36,470 | £38,295 | £2,300                           | £2,675                     | £645            | £230                               | £340    | £380       | £590      | £755  |
| 24' x 14' (7.31m x 4.26m)   | £23,710         | £31,680   | £39,275 | £41,240 | £2,425                           | £2,965                     | £680            | £250                               | £425    | £395       | £615      | £795  |
| Additional 2ft  | £1,685          | £2,180    | £2,795  | £2,935  | £130                             | £210                       | £45             | £17                                | £30     | £17        | £30       | £40   |

| Partition for Dalbury Combination (Please note doors are not included) |      |             |      |              |      |              |      |              |        |
|--|------|-------------|------|--------------|------|--------------|------|--------------|--------|
| 6ft (1.82m)  | £485 | 8ft (2.43m) | £635 | 10ft (3.04m) | £790 | 12ft (3.65m) | £965 | 14ft (4.26m) | £1,090 |
| Internal Door £315   |      |             |      |              |      |              |      |              |        |

| Price for Dalbury Canopy - Includes Rear Panel As Standard |         |           |        |             |           |        |             |           |        |
|--|---------|-----------|--------|-------------|-----------|--------|-------------|-----------|--------|
| Standard (Per 2ft)   |         |           |        | Half Return |           |        | Full Return |           |        |
| Gable Size   | Painted | Composite | Cedar  | Painted     | Composite | Cedar  | Painted     | Composite | Cedar  |
| 6ft (1.82m)  | £335    | £660      | £930   | £250        | £630      | £950   | £485        | £1,255    | £1,900 |
| 8ft (2.43m)  | £455    | £795      | £1,055 | £310        | £790      | £1,190 | £605        | £1,560    | £2,375 |
| 10ft (3.04m)   | £575    | £930      | £1,185 | £365        | £945      | £1,430 | £730        | £1,875    | £2,845 |
| 12ft (3.65m)   | £700    | £1,065    | £1,310 | £425        | £1,100    | £1,620 | £855        | £2,180    | £3,320 |
| 14ft (4.26m)   | £820    | £1,195    | £1,440 | £485        | £1,255    | £1,905 | £970        | £2,490    | £3,790 |

| The Kingsley (Includes Felt Tiled Roof & MDF Internals) |                 |         |                                  |                 |                                    |         |            |       |             |                                 |
|---|-----------------|---------|----------------------------------|-----------------|------------------------------------|---------|------------|-------|-------------|---------------------------------|
| Size  | Factory Painted | Cedar   | Concealed Nailing (Painted Only) | Insulated Floor | Guttering & Downpipe (Black/White) | Bearers | Plinth Kit |       | Cedar Slats | Cedar Shingles/ Slate Eco Tiles |
|   |                 |         |                                  |                 |                                    |         | Painted    | Cedar |             |                                 |
| 8'x8' (2.43m x 2.43m)                                   | £9,575          | £15,805 | £1,400                           | £265            | £420                               | £140    | £175       | £350  | £1,360      | £1,765*(no eco tiles)           |
| 10'x10' (3.04m x 3.04m)                                 | £12,770         | £21,075 | £1,645                           | £320            | £455                               | £190    | £190       | £375  | £1,585      | £2,240                          |
| 12'x12' (3.65m x 3.65m)                                 | £15,970         | £26,350 | £1,890                           | £380            | £490                               | £230    | £200       | £395  | £1,790      | £2,710                          |

\* Eco Slate Tiles - not available on an 8x8 Kingsley

| The Walton (Includes Felt Tiles & MDF Internals) |                 |           |         |                                  |                 |                                    |         |            |           |       |             |                                 |
|--|-----------------|-----------|---------|----------------------------------|-----------------|------------------------------------|---------|------------|-----------|-------|-------------|---------------------------------|
| 6ft Gable Size                                   | Factory Painted | Composite | Cedar   | Concealed Nailing (Painted Only) | Insulated Floor | Guttering & Downpipe (Black/White) | Bearers | Plinth Kit |           |       | Cedar Slats | Cedar Shingles/ Slate Eco Tiles |
|  |                 |           |         |                                  |                 |                                    |         | Painted    | Composite | Cedar |             |                                 |
| 8'x6' (2.43m x 1.82m)                            | £5,440          | £7,210    | £8,980  | £1,010                           | £225            | £215                               | £105    | £140       | £210      | £280  | £605        | £1,025                          |
| 10'x6' (3.04m x 1.82m)                           | £6,490          | £8,600    | £10,715 | £1,140                           | £270            | £245                               | £125    | £155       | £240      | £315  | £710        | £1,360                          |
| 12'x6' (3.65m x 1.82m)                           | £7,540          | £9,995    | £12,445 | £1,265                           | £310            | £275                               | £165    | £175       | £270      | £350  | £870        | £1,690                          |
| 14'x6' (4.26m x 1.82m)                           | £8,590          | £11,385   | £14,175 | £1,395                           | £350            | £300                               | £165    | £195       | £295      | £385  | £1,010      | £2,025                          |
| 16'x6' (4.87m x 1.82m)                           | £9,640          | £12,775   | £15,910 | £1,525                           | £390            | £335                               | £230    | £210       | £325      | £420  | £1,150      | £2,355                          |
| 18'x6' (5.48m x 1.82m)                           | £10,690         | £14,170   | £17,640 | £1,650                           | £430            | £360                               | £230    | £225       | £355      | £455  | £1,295      | £2,690                          |
| 20'x6' (6.09m x 1.82m)                           | £11,740         | £15,555   | £19,375 | £1,775                           | £475            | £390                               | £230    | £245       | £385      | £490  | £1,440      | £3,020                          |
| 22'x6' (6.70m x 1.82m)                           | £12,780         | £16,950   | £21,110 | £1,905                           | £515            | £420                               | £270    | £265       | £415      | £525  | £1,585      | £3,355                          |
| 24'x6' (7.31m x 1.82m)                           | £13,840         | £18,340   | £22,835 | £2,035                           | £555            | £450                               | £365    | £285       | £445      | £560  | £1,730      | £3,690                          |
| Additional 2ft                                   | £1,050          | £1,395    | £1,735  | £130                             | £45             | £30                                | £30     | £17        | £30       | £40   | £145        | £335                            |
| 8ft Gable Size                                   | Factory Painted | Composite | Cedar   | Concealed Nailing (Painted Only) | Insulated Floor | Guttering & Downpipe (Black/White) | Bearers | Plinth Kit |           |       | Cedar Slats | Cedar Shingles/ Slate Eco Tiles |
|  |                 |           |         |                                  |                 |                                    |         | Painted    | Composite | Cedar |             |                                 |
| 8'x8' (2.43m x 2.43m)                            | £6,240          | £8,275    | £10,300 | £1,135                           | £265            | £215                               | £140    | £165       | £260      | £340  | £710        | £1,340                          |
| 10'x8' (3.04m x 2.43m)                           | £7,370          | £9,770    | £12,165 | £1,260                           | £300            | £245                               | £140    | £190       | £285      | £375  | £870        | £1,675                          |
| 12'x8' (3.65m x 2.43m)                           | £8,505          | £11,270   | £14,035 | £1,390                           | £345            | £275                               | £200    | £205       | £315      | £410  | £1,050      | £2,010                          |
| 14'x8' (4.26m x 2.43m)                           | £9,635          | £12,765   | £15,900 | £1,515                           | £385            | £300                               | £200    | £220       | £345      | £445  | £1,230      | £2,340                          |
| 16'x8' (4.87m x 2.43m)                           | £10,770         | £14,265   | £17,765 | £1,645                           | £425            | £335                               | £245    | £240       | £375      | £480  | £1,355      | £2,675                          |
| 18'x8' (5.48m x 2.43m)                           | £11,895         | £15,765   | £19,630 | £1,770                           | £465            | £360                               | £245    | £260       | £405      | £515  | £1,545      | £3,000                          |
| 20'x8' (6.09m x 2.43m)                           | £13,030         | £17,265   | £21,495 | £1,990                           | £510            | £390                               | £245    | £275       | £430      | £550  | £1,735      | £3,340                          |
| 22'x8' (6.70m x 2.43m)                           | £14,160         | £18,765   | £23,365 | £2,030                           | £550            | £420                               | £285    | £295       | £460      | £585  | £1,965      | £3,665                          |
| 24'x8' (7.31m x 2.43m)                           | £15,295         | £20,260   | £25,230 | £2,160                           | £590            | £450                               | £385    | £310       | £490      | £615  | £2,175      | £4,000                          |
| Additional 2ft                                   | £1,135          | £1,500    | £1,870  | £130                             | £45             | £30                                | £30     | £17        | £30       | £40   | £145        | £335                            |

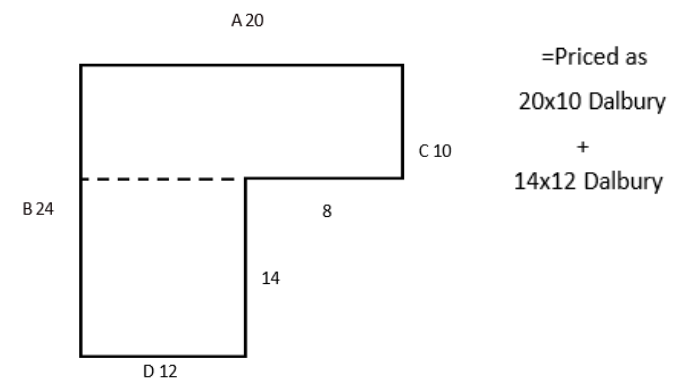
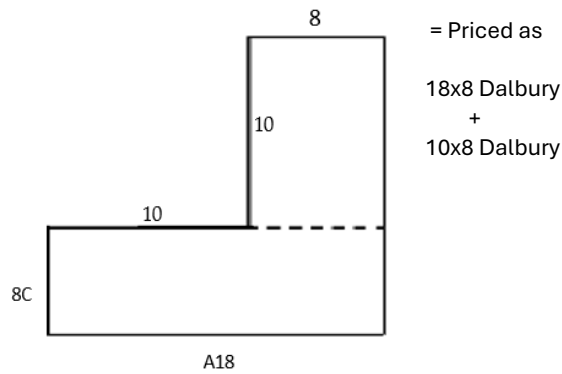
| The Walton (Includes Felt Tiles & MDF Internals) |                 |           |         |                                  |                 |                                    |         |            |           |       |             |                                 |
|--|-----------------|-----------|---------|----------------------------------|-----------------|------------------------------------|---------|------------|-----------|-------|-------------|---------------------------------|
| 10ft Gable Size                                  | Factory Painted | Composite | Cedar   | Concealed Nailing (Painted Only) | Insulated Floor | Guttering & Downpipe (Black/White) | Bearers | Plinth Kit |           |       | Cedar Slats | Cedar Shingles/ Slate Eco Tiles |
|  |                 |           |         |                                  |                 |                                    |         | Painted    | Composite | Cedar |             |                                 |
| 8' x 10' (2.43mx3.04m)                           | £7,510          | £9,960    | £12,400 | £1,285                           | £290            | £215                               | £155    | £205       | £310      | £410  | £870        | £1,675                          |
| 10' x 10' (3.04mx3.04m)                          | £8,710          | £11,545   | £14,380 | £1,410                           | £335            | £245                               | £155    | £220       | £340      | £445  | £1,005      | £2,010                          |
| 12' x 10' (3.65mx3.04m)                          | £9,915          | £13,140   | £16,360 | £1,540                           | £375            | £275                               | £205    | £240       | £365      | £480  | £1,200      | £2,340                          |
| 14' x 10' (4.26mx3.04m)                          | £11,115         | £14,730   | £18,350 | £1,670                           | £415            | £300                               | £205    | £260       | £395      | £515  | £1,400      | £2,675                          |
| 16' x 10' (4.87mx3.04m)                          | £12,315         | £16,325   | £20,330 | £1,800                           | £455            | £335                               | £260    | £275       | £425      | £550  | £1,545      | £3,000                          |
| 18' x 10' (5.48mx3.04m)                          | £13,515         | £17,915   | £22,315 | £1,920                           | £495            | £360                               | £260    | £295       | £455      | £585  | £1,935      | £3,335                          |
| 20' x 10' (6.09mx3.04m)                          | £14,720         | £19,510   | £24,295 | £2,050                           | £535            | £390                               | £260    | £310       | £485      | £615  | £2,250      | £3,665                          |
| 22' x 10' (6.70mx3.04m)                          | £15,920         | £21,100   | £26,275 | £2,180                           | £580            | £420                               | £295    | £325       | £515      | £655  | £2,505      | £4,000                          |
| 24' x 10' (7.31mx3.04m)                          | £17,125         | £22,695   | £28,265 | £2,310                           | £615            | £450                               | £395    | £345       | £540      | £690  | £2,760      | £4,330                          |
| Additional 2ft                                   | £1,200          | £1,595    | £1,980  | £130                             | £45             | £30                                | £30     | £17        | £30       | £40   | £145        | £335                            |
| 12ft Gable Size                                  | Factory Painted | Composite | Cedar   | Concealed Nailing (Painted Only) | Insulated Floor | Guttering & Downpipe (Black/White) | Bearers | Plinth Kit |           |       | Cedar Slats | Cedar Shingles/ Slate Eco Tiles |
|  |                 |           |         |                                  |                 |                                    |         | Painted    | Composite | Cedar |             |                                 |
| 8' x 12' (2.43mx3.65m)                           | £9,430          | £12,495   | £15,555 | £1,560                           | £320            | £215                               | £175    | £225       | £345      | £455  | £905        | £1,980                          |
| 10' x 12' (3.04mx3.65m)                          | £10,945         | £14,505   | £18,065 | £1,690                           | £360            | £245                               | £175    | £245       | £375      | £490  | £1,145      | £2,315                          |
| 12' x 12' (3.65mx3.65m)                          | £12,465         | £16,515   | £20,565 | £1,810                           | £405            | £275                               | £220    | £265       | £405      | £525  | £1,355      | £2,645                          |
| 14' x 12' (4.26mx3.65m)                          | £13,980         | £18,520   | £23,065 | £1,950                           | £445            | £300                               | £220    | £280       | £430      | £560  | £1,565      | £2,980                          |
| 16' x 12' (4.87mx3.65m)                          | £15,500         | £20,535   | £25,570 | £2,075                           | £485            | £335                               | £270    | £295       | £460      | £595  | £1,765      | £3,310                          |
| 18' x 12' (5.48mx3.65m)                          | £17,010         | £22,540   | £28,070 | £2,205                           | £525            | £360                               | £270    | £315       | £490      | £630  | £1,985      | £3,645                          |
| 20' x 12' (6.09mx3.65m)                          | £18,525         | £24,550   | £30,570 | £2,335                           | £565            | £390                               | £270    | £335       | £520      | £665  | £2,260      | £3,980                          |
| 22' x 12' (6.70mx3.65m)                          | £20,045         | £26,565   | £33,075 | £2,460                           | £605            | £420                               | £310    | £350       | £550      | £700  | £2,535      | £4,310                          |
| 24' x 12' (7.31mx3.65m)                          | £21,560         | £28,570   | £35,575 | £2,590                           | £650            | £450                               | £410    | £365       | £580      | £735  | £2,825      | £4,645                          |
| Additional 2ft                                   | £1,515          | £2,010    | £2,500  | £130                             | £45             | £30                                | £30     | £17        | £30       | £40   | £145        | £335                            |
| 14ft Gable Size                                  | Factory Painted | Composite | Cedar   | Concealed Nailing (Painted Only) | Insulated Floor | Guttering & Downpipe (Black/White) | Bearers | Plinth Kit |           |       | Cedar Slats | Cedar Shingles/ Slate Eco Tiles |
|  |                 |           |         |                                  |                 |                                    |         | Painted    | Composite | Cedar |             |                                 |
| 8' x 14' (2.43mx4.26m)                           | £11,660         | £15,450   | £19,240 | £1,765                           | £355            | £215                               | £190    | £260       | £385      | £515  | £950        | £2,310                          |
| 10' x 14' (3.04mx4.26m)                          | £13,345         | £17,685   | £22,020 | £1,895                           | £395            | £245                               | £190    | £275       | £415      | £550  | £1,260      | £2,640                          |
| 12' x 14' (3.65mx4.26m)                          | £15,030         | £19,915   | £24,800 | £2,025                           | £435            | £275                               | £245    | £290       | £445      | £585  | £1,515      | £2,975                          |
| 14' x 14' (4.26mx4.26m)                          | £16,715         | £22,150   | £27,585 | £2,155                           | £480            | £300                               | £245    | £310       | £475      | £615  | £1,730      | £3,305                          |
| 16' x 14' (4.87mx4.26m)                          | £18,400         | £24,385   | £30,370 | £2,280                           | £520            | £335                               | £285    | £325       | £500      | £655  | £1,990      | £3,640                          |
| 18' x 14' (5.48mx4.26m)                          | £20,090         | £26,620   | £33,150 | £2,410                           | £560            | £360                               | £285    | £345       | £530      | £690  | £2,260      | £3,970                          |
| 20' x 14' (6.09mx4.26m)                          | £21,765         | £28,850   | £35,930 | £2,540                           | £600            | £390                               | £285    | £360       | £560      | £725  | £2,515      | £4,305                          |
| 22' x 14' (6.70mx4.26m)                          | £23,460         | £31,090   | £38,715 | £2,670                           | £645            | £420                               | £340    | £380       | £590      | £755  | £2,825      | £4,640                          |
| 24' x 14' (7.31mx4.26m)                          | £25,140         | £33,320   | £41,495 | £2,790                           | £680            | £450                               | £425    | £395       | £615      | £795  | £3,140      | £4,970                          |
| Additional 2ft                                   | £1,685          | £2,235    | £2,780  | £130                             | £45             | £30                                | £30     | £17        | £30       | £40   | £145        | £335                            |

| Partition for Walton (please note doors are not included) |      |             |      |              |      |              |        |              |        |
|---|------|-------------|------|--------------|------|--------------|--------|--------------|--------|
| 6ft (1.82m)   | £585 | 8ft (2.43m) | £770 | 10ft (3.04m) | £965 | 12ft (3.65m) | £1,165 | 14ft (4.26m) | £1,365 |
| Internal Door £315  |      |             |      |              |      |              |        |              |        |

| The Dukesbury (Includes Felt Tiled Roof & MDF Internals) |                 |           |         |                                  |                 |                                    |         |            |           |       |             |                                 |
|--|-----------------|-----------|---------|----------------------------------|-----------------|------------------------------------|---------|------------|-----------|-------|-------------|---------------------------------|
| 6ft Gable Size   | Factory Painted | Composite | Cedar   | Concealed Nailing (Painted Only) | Insulated Floor | Guttering & Downpipe (Black/White) | Bearers | Plinth Kit |           |       | Cedar Slats | Cedar Shingles/ Slate Eco Tiles |
|  |                 |           |         |                                  |                 |                                    |         | Painted    | Composite | Cedar |             |                                 |
| 8'x6' (2.43m x 1.82m)                                    | £7,185          | £9,525    | £11,860 | £770                             | £225            | £375                               | £100    | £140       | £210      | £280  | £710        | £1,110                          |
| 10'x6' (3.04m x 1.82m)                                   | £7,990          | £10,585   | £13,180 | £890                             | £270            | £425                               | £125    | £155       | £235      | £315  | £835        | £1,425                          |
| 12'x6' (3.65m x 1.82m)                                   | £8,795          | £11,650   | £14,505 | £1,015                           | £310            | £480                               | £165    | £175       | £265      | £350  | £1,025      | £1,740                          |
| 14'x6' (4.26m x 1.82m)                                   | £9,600          | £12,715   | £15,825 | £1,140                           | £350            | £530                               | £165    | £195       | £290      | £385  | £1,175      | £2,050                          |
| 16'x6' (4.87m x 1.82m)                                   | £10,405         | £13,780   | £17,150 | £1,260                           | £390            | £585                               | £230    | £210       | £315      | £420  | £1,345      | £2,365                          |
| 18'x6' (5.48m x 1.82m)                                   | £11,210         | £14,845   | £18,475 | £1,385                           | £430            | £635                               | £230    | £230       | £345      | £455  | £1,510      | £2,685                          |
| 20'x6' (6.09m x 1.82m)                                   | £12,015         | £15,910   | £19,800 | £1,505                           | £470            | £685                               | £230    | £250       | £370      | £490  | £1,680      | £2,995                          |
| 22'x6' (6.70m x 1.82m)                                   | £12,820         | £16,975   | £21,125 | £1,625                           | £515            | £740                               | £270    | £270       | £400      | £525  | £1,850      | £3,310                          |
| 8ft Gable Size   | Factory Painted | Composite | Cedar   | Concealed Nailing (Painted Only) | Insulated Floor | Guttering & Downpipe (Black/White) | Bearers | Plinth Kit |           |       | Cedar Slats | Cedar Shingles/ Slate Eco Tiles |
|  |                 |           |         |                                  |                 |                                    |         | Painted    | Composite | Cedar |             |                                 |
| 8'x8' (2.43m x 2.43m)                                    | £8,630          | £11,435   | £14,240 | £805                             | £265            | £410                               | £140    | £165       | £255      | £340  | £835        | £1,425                          |
| 10'x8' (3.04m x 2.43m)                                   | £9,510          | £12,600   | £15,690 | £945                             | £300            | £460                               | £140    | £190       | £285      | £375  | £1,025      | £1,745                          |
| 12'x8' (3.65m x 2.43m)                                   | £10,395         | £13,770   | £17,145 | £1,085                           | £345            | £515                               | £200    | £205       | £310      | £410  | £1,235      | £2,065                          |
| 14'x8' (4.26m x 2.43m)                                   | £11,260         | £14,930   | £18,600 | £1,225                           | £385            | £565                               | £200    | £220       | £335      | £445  | £1,445      | £2,385                          |
| 16'x8' (4.87m x 2.43m)                                   | £12,155         | £16,105   | £20,050 | £1,365                           | £425            | £615                               | £260    | £240       | £360      | £480  | £1,595      | £2,705                          |
| 18'x8' (5.48m x 2.43m)                                   | £13,035         | £17,270   | £21,505 | £1,505                           | £465            | £670                               | £260    | £260       | £390      | £515  | £1,815      | £3,030                          |
| 20'x8' (6.09m x 2.43m)                                   | £13,915         | £18,435   | £22,955 | £1,645                           | £510            | £725                               | £260    | £275       | £415      | £550  | £2,040      | £3,350                          |
| 22'x8' (6.70m x 2.43m)                                   | £14,700         | £19,555   | £24,410 | £1,780                           | £550            | £780                               | £280    | £290       | £440      | £585  | £2,310      | £3,670                          |
| 10ft Gable Size  | Factory Painted | Composite | Cedar   | Concealed Nailing (Painted Only) | Insulated Floor | Guttering & Downpipe (Black/White) | Bearers | Plinth Kit |           |       | Cedar Slats | Cedar Shingles/ Slate Eco Tiles |
|  |                 |           |         |                                  |                 |                                    |         | Painted    | Composite | Cedar |             |                                 |
| 8'x10' (2.43m x 3.04m)                                   | £10,060         | £13,335   | £16,605 | £1,005                           | £290            | £460                               | £155    | £205       | £310      | £410  | £1,025      | £1,745                          |
| 10'x10' (3.04m x 3.04m)                                  | £11,100         | £14,710   | £18,320 | £1,145                           | £335            | £515                               | £155    | £220       | £335      | £445  | £1,185      | £2,070                          |
| 12'x10' (3.65m x 3.04m)                                  | £12,150         | £16,100   | £20,045 | £1,285                           | £375            | £565                               | £205    | £240       | £360      | £480  | £1,410      | £2,400                          |
| 14'x10' (4.26m x 3.04m)                                  | £13,190         | £17,480   | £21,765 | £1,425                           | £415            | £615                               | £205    | £260       | £390      | £515  | £1,645      | £2,720                          |
| 16'x10' (4.87m x 3.04m)                                  | £14,235         | £18,860   | £23,485 | £1,560                           | £455            | £670                               | £260    | £275       | £415      | £550  | £1,815      | £3,050                          |
| 18'x10' (5.48m x 3.04m)                                  | £15,280         | £20,245   | £25,205 | £1,700                           | £495            | £725                               | £260    | £295       | £440      | £585  | £2,275      | £3,375                          |
| 20'x10' (6.09m x 3.04m)                                  | £16,325         | £21,625   | £26,925 | £1,840                           | £535            | £775                               | £260    | £310       | £465      | £615  | £2,445      | £3,705                          |
| 22'x10' (6.70m x 3.04m)                                  | £17,365         | £23,005   | £28,645 | £1,980                           | £580            | £825                               | £295    | £325       | £490      | £655  | £2,645      | £4,030                          |
| 12ft Gable Size  | Factory Painted | Composite | Cedar   | Concealed Nailing (Painted Only) | Insulated Floor | Guttering & Downpipe (Black/White) | Bearers | Plinth Kit |           |       | Cedar Slats | Cedar Shingles/ Slate Eco Tiles |
|  |                 |           |         |                                  |                 |                                    |         | Painted    | Composite | Cedar |             |                                 |
| 8'x12' (2.43m x 3.65m)                                   | £11,825         | £15,675   | £19,520 | £1,165                           | £320            | £520                               | £175    | £225       | £340      | £455  | £1,065      | £2,070                          |
| 10'x12' (3.04m x 3.65m)                                  | £13,030         | £17,265   | £21,495 | £1,290                           | £360            | £570                               | £175    | £245       | £370      | £490  | £1,345      | £2,385                          |

| The Dukesbury (Includes Felt Tiled Roof & MDF Internals) |                 |           |         |                                  |                 |                                    |         |            |           |       |             |                                 |
|--|-----------------|-----------|---------|----------------------------------|-----------------|------------------------------------|---------|------------|-----------|-------|-------------|---------------------------------|
| 12ft Gable Size  | Factory Painted | Composite | Cedar   | Concealed Nailing (Painted Only) | Insulated Floor | Guttering & Downpipe (Black/White) | Bearers | Plinth Kit |           |       | Cedar Slats | Cedar Shingles/ Slate Eco Tiles |
|  |                 |           |         |                                  |                 |                                    |         | Painted    | Composite | Cedar |             |                                 |
| 12'x 12' (3.65m x 3.65m)                                 | £14,230         | £18,855   | £23,475 | £1,410                           | £405            | £625                               | £220    | £265       | £395      | £525  | £1,595      | £2,700                          |
| 14'x 12' (4.26m x 3.65m)                                 | £15,435         | £20,445   | £25,450 | £1,535                           | £445            | £675                               | £220    | £280       | £420      | £560  | £1,840      | £3,015                          |
| 16'x 12' (4.87m x 3.65m)                                 | £16,630         | £22,030   | £27,425 | £1,660                           | £485            | £730                               | £270    | £295       | £445      | £595  | £2,075      | £3,330                          |
| 18'x 12' (5.48m x 3.65m)                                 | £17,835         | £23,620   | £29,405 | £1,775                           | £525            | £785                               | £270    | £315       | £475      | £630  | £2,335      | £3,645                          |
| 20'x 12' (6.09m x 3.65m)                                 | £19,035         | £25,210   | £31,380 | £1,900                           | £565            | £830                               | £270    | £335       | £505      | £665  | £2,660      | £3,960                          |
| 22' X 12' (6.70m x 3.65m)                                | £20,240         | £26,800   | £33,360 | £2,025                           | £605            | £885                               | £310    | £350       | £525      | £700  | £2,985      | £4,275                          |

| The Huntington (Includes EPDM & MDF Internals) |                 |           |         |                                  |                 |                                    |         |            |           |       |  |  |
|--|-----------------|-----------|---------|----------------------------------|-----------------|------------------------------------|---------|------------|-----------|-------|--|--|
| Size   | Factory Painted | Composite | Cedar   | Concealed Nailing (Painted Only) | Insulated Floor | Guttering & Downpipe (Black/White) | Bearers | Plinth Kit |           |       |  |  |
|  |                 |           |         |                                  |                 |                                    |         | Painted    | Composite | Cedar |  |  |
| 8'x 8' (2.43m x 2.43m)                         | £6,295          | £8,760    | £10,380 | £930                             | £265            | £160                               | £140    | £100       | £155      | £210  |  |  |
| 9'x 9' (2.74m x 2.74m)                         | £7,175          | £10,735   | £12,730 | £1,050                           | £300            | £200                               | £155    | £120       | £190      | £245  |  |  |
| 10'x 10' (3.04m x 3.04m)                       | £9,130          | £12,710   | £15,070 | £1,170                           | £345            | £230                               | £155    | £130       | £215      | £280  |  |  |
| 11'x 11' (3.35m x 3.35m)                       | £10,550         | £14,695   | £16,415 | £1,295                           | £385            | £270                               | £220    | £140       | £245      | £315  |  |  |
| 12'x 12' (3.65m x 3.65m)                       | £11,965         | £16,670   | £18,825 | £1,415                           | £425            | £300                               | £220    | £150       | £275      | £350  |  |  |



**For Example – 20x10 is £12,055 + 14x12 is £12,175 = Total £24,230**



















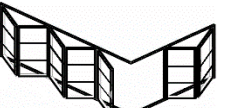
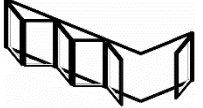
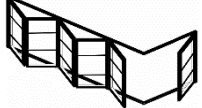
How to price an L Shape building – Just price up two separate Dalburys (See the example shown in this price list)

A+B can be mixed – for example the building could be 24' x 18' OR 20' x 16'

C and D can be different widths between 6' and 14' – Use Dalbury pricing for each of the 2 sizes and add costs together then add doors, windows, and optional extras.







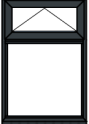




















**DOOR OPTIONS**






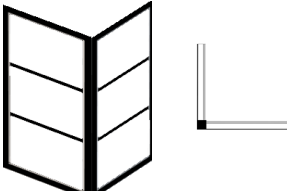
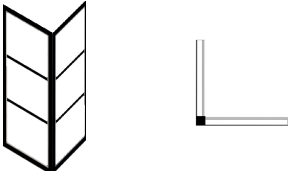
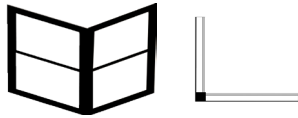
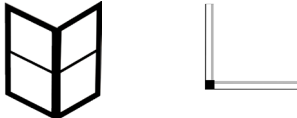
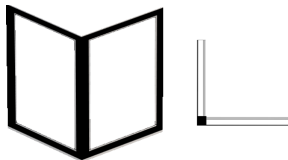
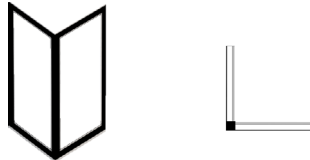

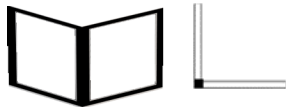
| Single Glazed Door<br>(890mm W x 2008mm H)  |        | Single Solid Door<br>(890mm W x 2008mm H)   |        | Single Transom Door<br>(890mm W x 2008mm H)   |        | Single Door (with side panel)<br>(1233mm W x 2008mm H)                                |        |   |        |
|---|--------|---|--------|---|--------|---|--------|---|--------|
|    |        |    |        |    |        |    |        |   |        |
| Aluminium   | £1,340 | Aluminium   | N/A    | Aluminium   | £1,575 | Aluminium   | N/A    |   |        |
| UPVC  | £685   | UPVC  | £875   | UPVC  | N/A    | UPVC  | £1,030 |   |        |
| Blinds  | £430   | Blinds  | N/A    | Blinds  | N/A    | Blinds  | N/A    |   |        |
| 4ft Double Door<br>(1233mm W x 2008mm H)  |        | 4ft Transom Double Door<br>(1233mm W x 2008mm H)                                    |        | 5ft Double Door<br>(1653mm W x 2008mm H)  |        | 5ft Transom Double Door<br>(1653mm W x 2008mm H)                                      |        |   |        |
|    |        |    |        |    |        |    |        |   |        |
| Aluminium   | £2,090 | Aluminium   | £2,555 | Aluminium   | £2,205 | Aluminium   | £2,675 |   |        |
| UPVC  | £1,390 | UPVC  | N/A    | UPVC  | £1,475 | UPVC  | N/A    |   |        |
| Blinds  | £625   | Blinds  | N/A    | Blinds  | £700   | Blinds  | N/A    |   |        |
| 2.4M Patio Doors (Sliders)<br>(2400mm W x 1970mm H)                                 |        | 3M Patio Doors (Sliders)<br>(3000mm W x 1970mm H)                                   |        | 3.6M Patio Doors (Sliders)<br>(3600mm W x 1970mm H)                                   |        | 3M Bi-Fold Doors<br>(3000mm W x 2000mm H)   |        |   |        |
|    |        |    |        |    |        |    |        |   |        |
| Aluminium   | £2,950 | Aluminium   | £3,840 | Aluminium   | £6,470 | Aluminium   | £3,370 |   |        |
| UPVC  | £2,240 | UPVC  | £2,390 | UPVC  | £4,775 | UPVC  | N/A    |   |        |
| Blinds  | £1,030 | Blinds  | £1,515 | Blinds  | £1,805 | Blinds  | £1,330 |   |        |
| 4M Bi-Fold Doors<br>(4000mm W x 2000mm H)   |        | 5M Bi-Fold Doors<br>(5000mm W x 2000mm H)   |        | 3M Transom Bi-Fold Doors<br>(3000mm W x 2000mm H)                                     |        | 4M Transom Bi-Fold Doors<br>(4000mm W x 2000mm H)                                     |        |   |        |
|   |        |   |        |   |        |   |        |   |        |
| Aluminium   | £4,655 | Aluminium   | £5,820 | Aluminium   | £4,070 | Aluminium   | £5,590 |   |        |
| UPVC  | N/A    | UPVC  | N/A    | UPVC  | N/A    | UPVC  | N/A    |   |        |
| Blinds  | £1,770 | Blinds  | £2,215 | Blinds  | N/A    | Blinds  | N/A    |   |        |
| 5M Transom Bi-Fold Doors<br>(5000mm W x 2000mm H)                                   |        | Corner Bi-Fold Doors<br>(3m x 2m)   |        | Transom Corner Bi-Fold Doors<br>(3m x 2m)   |        | Corner Bi-Folds<br>(3m x 1m)  |        | Transom Corner Bi-Folds<br>(3m x 1m)  |        |
|  |        |  |        |  |        |  |        |  |        |
| Aluminium Bi-folds  | £6,985 | Aluminium Bi-Fold Doors<br><i>(Only available in 14/16' gable)</i>                  | £8,635 | Aluminium Bi-Fold Doors<br><i>(Only available in 14/16' gable)</i>                    | £9,710 | Aluminium Bi-Fold Doors<br><i>(Only available from 10' Gable)</i>                     | £8,635 | Aluminium Bi-Fold Doors<br><i>(Only available from 10' gable)</i>                     | £9,710 |
| Blinds  | N/A    | Blinds  | £2,215 | Blinds  | N/A    | Blinds  | £2,215 | Blinds  | N/A    |



**WINDOW OPTIONS**

| <b>T1 Window<br/>(585mm W x 1200mm H)</b>  |   | <b>A1 Transom Window<br/>(585mm W x 1200mm H)</b>                                   |      | <b>T1 LEA Window<br/>(585mm W x 1200mm H)</b>  |        | <b>A1 LEA Transom<br/>(585mm W x 1200mm H)</b>  |            | <b>T2 Window<br/>(795mm W x 1200mm H)</b>   |   |  |  |  |  |
|--|---|---|------|--|--------|---|------------|---|---|--|--|--|--|
|     |   |    |      |   |        |    |            |    |   |  |  |  |  |
| Aluminium (A1)   | £455  | Aluminium (A1)  | £530 | Aluminium (A1 LEA)   | £875   | Aluminium (A1LEA)   | £990       | Aluminium (A2)  | £455  |  |  |  |  |
| UPVC (T1)  | £216  | UPVC  | N/A  | UPVC (T1LEA)   | £330   | UPVC  | N/A        | UPVC (T2)   | £245  |  |  |  |  |
| Blinds   | £300  | Blinds  | N/A  | Blinds   | £560   | Blinds  | N/A        | Blinds  | £325  |  |  |  |  |
| <b>A2 Transom Window<br/>(795mm W x 1200mm H)</b>                                    |   | <b>T2 LEA Window<br/>(795mm W x 1200mm H)</b>                                       |      | <b>A2 LEA Transom Window<br/>(795mm W x 1200mm H)</b>  |        | <b>T3 LEA Window<br/>(1200mm W x 795mm H)</b>   |            | <b>T8 Window<br/>(585mm W x 1530mm H)</b>   |   |  |  |  |  |
|     |   |    |      |   |        |    |            |    |   |  |  |  |  |
| Aluminium (A2)   | £580  | Aluminium (A2LEA)   | £925 | Aluminium (A2 LEA)   | £1,035 | Aluminium   | N/A        | Aluminium (A8)  | £490  |  |  |  |  |
| UPVC   | N/A   | UPVC (T2LEA)  | £360 | UPVC   | N/A    | UPVC (T3LEA)  | £360       | UPVC (T8)   | £245  |  |  |  |  |
| Blinds   | N/A   | Blinds  | £580 | Blinds   | N/A    | Blinds  | £580       | Blinds  | £315  |  |  |  |  |
| <b>T8 LEA Window<br/>(585mm W x 1530mm H)</b>  |   | <b>T8 Full Opening Window<br/>(585mm W x 1530mm H)</b>                              |      | <b>T10 Window<br/>(585mm W x 2008mm H)</b>   |        | <b>T10 LEA Window<br/>(585mm W x 2008mm H)</b>  |            | <b>A10 Transom Window<br/>(585mm W x 2008mm H)</b>                                    |   |  |  |  |  |
|    |   |   |      | <table border="1"> <tr> <td align="center">Standard</td> <td align="center">*Panoramic</td> </tr> <tr> <td></td> <td></td> </tr> </table> |        | Standard  | *Panoramic |   |  |  |  |  |  |
| Standard   | *Panoramic  |   |      |  |        |   |            |   |   |  |  |  |  |
|  |  |   |      |  |        |   |            |   |   |  |  |  |  |
| Aluminium (A8LEA)  | £955  | Aluminium (A8FO)  | £865 | Aluminium (A10)  | £575   | Aluminium (A10LEA)  | £1,035     | Aluminium (A10)   | £805  |  |  |  |  |
| UPVC (T8LEA)   | £340  | UPVC (T8FO)   | £430 | UPVC (T10)   | £250   | UPVC (T10LEA)   | £395       | UPVC  | N/A   |  |  |  |  |
| Blinds   | £570  | Blinds  | £295 | Standard Blinds  | £345   | Blinds  | £600       | Blinds  | N/A   |  |  |  |  |
|  |   |   |      | *Panoramic Blinds  | £495   |   |            |   |   |  |  |  |  |
| <b>A10 LEA Transom Window<br/>(585mm W x 2008mm H)</b>                               |   | <b>T12 Window<br/>(795mm W x 1530mm H)</b>  |      | <b>T12 LEA Window<br/>(795mm W x 1530mm H)</b>   |        | <b>T12 Full Opening Window<br/>(795mm W x 1530mm H)</b>                               |            | <b>Top Hopper Window<br/>(795mm W x 440mm H)</b>                                      |   |  |  |  |  |
|   |   |  |      |   |        |  |            |  |   |  |  |  |  |
| Aluminium (A10LEA)   | £1,270  | Aluminium (A12)   | £570 | Aluminium (A12LEA)   | £1,035 | Aluminium (A12FO)   | £920       | Aluminium(ATOP)   | £685  |  |  |  |  |
| UPVC   | N/A   | UPVC (T12)  | £280 | UPVC (T12LEA)  | £430   | UPVC (T12FO)  | £395       | UPVC (TTOP)   | £205  |  |  |  |  |
| Blinds   | N/A   | Blinds  | £350 | Blinds   | £600   | Blinds  | £325       | Blinds  | £280  |  |  |  |  |

**\*Blinds on Panoramic T10 windows and T15 windows have a joining transom bar due to the width of the casement.**

| WINDOW OPTIONS   |   |   |        |  |        |   |        |   |        |
|--|---|---|--------|--|--------|---|--------|---|--------|
| <b>T15 Window<br/>(795mm W x 2008mm H)</b>   |   | <b>T15 LEA Window<br/>(795mm W x 2008mm H)</b>                                      |        | <b>A15 Transom Window<br/>(795mm W x 2008mm H)</b>   |        | <b>A15 LEA Transom Window<br/>(795mm W x 2008mm H)</b>                              |        | <b>C15 Corner Transom Window<br/>(Full Length)<br/>795mmW x 2008mmH</b>             |        |
| Standard   | *Panoramic  |   |        |  |        |   |        |   |        |
|   |  |    |        |                         |        |  |        |  |        |
| Aluminium (A15)  | £665  | Aluminium (A15LEA)  | £1,135 | Aluminium (A15)  | £895   | Aluminium (A15LEA)  | £1,390 | Aluminium   | £2,185 |
| UPVC (T15)   | £270  | UPVC (T15LEA)   | £465   | UPVC   | N/A    | UPVC  | N/A    | Per Additional Top opener   | +£465  |
| Standard Blinds  | £460  | Blinds  | £715   | Blinds   | N/A    | Blinds  | N/A    | Blinds  | N/A    |
| *Panoramic Blinds  | £505  |   |        |  |        |   |        |   |        |
| <b>C10 Corner Transom Window<br/>(Full Length)<br/>585mm W x 2008mm H</b>          |   | <b>C2 Corner Transom Window<br/>(Half Length)<br/>795mm W x 1195mm H</b>            |        | <b>C1 Corner Transom Window<br/>(Half Length)<br/>585mm W x 1195mm H</b>                                   |        | <b>C15 Corner Window<br/>(Full Length)<br/>795mm W x 2008mm H</b>                   |        | <b>C10 Corner Window<br/>(Full Length)<br/>585mm W x 2008mm H</b>                   |        |
|    |   |    |        |                          |        |  |        |  |        |
| Aluminium  | £1,975  | Aluminium   | £1,510 | Aluminium  | £1,395 | Aluminium   | £1,745 | Aluminium   | £1,625 |
| Per Additional Top Opener  | +£465   | Per Additional Top Opener   | +£465  | Per Additional Top Opener  | +£465  | Per Additional Top Opener   | +£465  | Per Additional Top Opener   | +£465  |
| Blinds   | N/A   | Blinds  | N/A    | Blinds   | N/A    | Blinds  | £920   | Blinds  | £690   |
|  |   |   |        |  |        | Blinds Per Top Opener   | +£255  | Blinds Per Top Opener   | +£255  |
| <b>C1 Corner Window<br/>(Half Length)<br/>585mm W x 1195mm H</b>                   |   | <b>C2 Corner Window<br/>(Half Length)<br/>795mm W x 1195mm H</b>                    |        | <b>EXTRAS</b>  |        |   |        |   |        |
|  |   |  |        | <b>Corner Aluminium Bi-Fold Doors<br/>(3m x 2m)</b>  |        | Only available in 14'/16' gable   |        |   |        |
|  |   |   |        | <b>Corner Aluminium Bi-Fold Doors<br/>(3m x 1m)</b>  |        | Unavailable on 6' or 8' gable   |        |   |        |
|  |   |   |        | <b>Frosted Glass</b>   |        | 5% of Windows or Door Cost  |        |   |        |
|  |   |   |        | <b>Internal Primed Door</b>  |        | £315  |        |   |        |
|  |   |   |        | <b>Bespoke Windows</b>   |        | Priced on Application   |        |   |        |
| Aluminium  | £1,161  | Aluminium   | £1,280 | <b>UPVC Georgian Bars</b>  |        | 5% of Windows or Door Cost  |        |   |        |
| Additional Top Opener  | +£465   | Additional Top Opener   | +£465  | <b>*Additional Bi-Fold Cost</b>  |        | Bi-folds on selected models (Walton and Dukesbury) add 5% of the building cost      |        |   |        |
| Blinds   | £605  | Blinds  | £905   | <b>* Transoms are the horizontal bars which divide the unit into smaller panes for decorative purposes</b> |        |   |        |   |        |
| Blinds Per Top Opener  | +£255   | Blinds Per Top Opener   | +£255  |  |        |   |        |   |        |

**\*Blinds on Panoramic T10 window and T15 window have a joining transom bar due to the width of the casement.**

|  |                         |
|--|-------------------------|
| <b>Flat Roof Lights</b><br>1400mm x 1000mm approx.<br><i>*Includes electric blinds</i>                             | £2,450                  |
| <b>Internal Wall Panelling</b>   | £125 per 2ft            |
|  |                         |
| <b>Teknos Paint</b>  | £27 (Per Litre)         |
|  |                         |
| <b>Cedar Protection Oil</b>  | £27 (Per Litre)         |
| <b>Timber Frame Bases</b><br><i>To level out an existing solid base</i><br><i>*Not suitable over grass or soil</i> | £5 per SQF (Fitted)     |
|  |                         |
| <b>Composite Decked Area</b>   | £14 per SQF (Fitted)    |
| <b>Tongue &amp; Groove Internals</b>   | 5% of the building cost |

|   |                          |
|---|--------------------------|
| <b>Dalbury Wings (2ft)</b>  |                          |
| <b>Painted</b>  | £580                     |
| <b>Composite</b>  | £1,460                   |
| <b>Cedar</b>  | £2,910                   |
|   |                          |
| <b>Dalbury Wings (4ft)</b>  |                          |
| <b>Painted</b>  | £1,160                   |
| <b>Composite</b>  | £2,035                   |
| <b>Cedar</b>  | £2,910                   |
|   |                          |
| <b>Boards Higher</b>  |                          |
| <b>1 Board</b>  | 5% of the building cost  |
| <b>2 Boards</b>   | 9% of the building cost  |
| <b>3 Boards</b>   | 12% of the building cost |
|   |                          |
| <b>Dalbury Front Roof Overhang</b><br><i>To increase Dalbury front overhang to 2'</i> |                          |
| <b>Painted</b>  | £55 per 2ft              |
| <b>Composite</b>  | £90 per 2ft              |
| <b>Cedar</b>  | £130 per 2ft             |

|  |              |
|--|--------------|
| <b>Dalbury Front Roof Overhang(4ft)</b><br><i>To increase Dalbury front overhang to 4'</i> |              |
| <b>Painted</b>   | £140 per 2ft |
| <b>Composite</b>   | £210 per 2ft |
| <b>Cedar</b>   | £320 per 2ft |
|  |              |
| <b>Difficult/ Limited Access</b><br>Price on Application                                   |              |
|  |              |
| <b>Split Sections</b><br>7% of the building cost (Max £1000)                               |              |